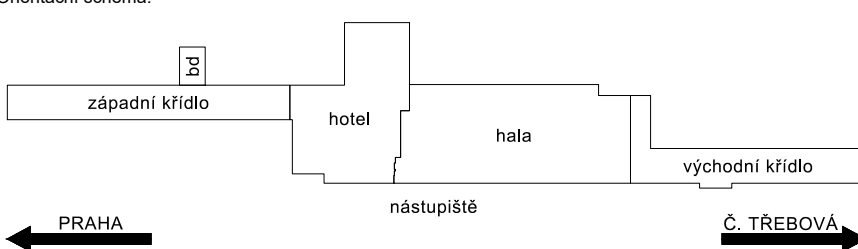





Orientační schéma: <div style="text-align: center; margin-top: 20px;">  </div>	Paré: Razítko oprávněné osoby:
Podpis: _____ Datum: _____	

Revize:	Datum:	Popis:	Kontroloval:

Stavebník / investor: Adresa: Zástupce investora: Adresa:	Správa železnic, státní organizace Dlážďená 1003/7, 110 00 Praha 1 Stavební správa východ Nerudova 773/1, 779 00 Olomouc	
---	--	---

Zhotovitel díla: Adresa: Kontakt:	Společnost "SEU + SP + PRODIN + SIEBTAL_VB PARDUBICE_DSP, PDPS" Olšanská 2643/1a, 130 00 Praha 3 T: +420 477 012 250 E: info@sudopeu.cz	
Zhotovitel části / objektu: Adresa: Kontakt:	Domat Control System s.r.o. U Panasonicu 376, 530 06 Pardubice T: +420 461 100 823 E: info@domat.cz	
Hlavní projektant (HIP): ING. JANA PTÁČKOVÁ		Specialista: Ing.arch Veronika Halamová

Název stavby / akce:	Rekonstrukce výpravní budovy v žst. Pardubice - 2. etapa (hala, křídla)	Označení (S-kód): S621700089
		Zakázka: 21-020.640
Název části:	Měření a regulace, automatický systém řízení, elektrická požární signalizace	Označení části: D.1.4.2
Název objektu:	MaR - východní křídlo	Číslo objektu / komplexu: PS 61-04-32
Název přílohy:		Číslo přílohy: 2 . 001
Název dílčí části přílohy:	Regulační schémata	
Odpovědný projektant:	Zpracovatel přílohy:	Stupeň dokumentace:
Ing. D.Leinweberová	Ing. D.Leinweberová	PDPS
Kraj:	Katastrální území:	Smluvní datum zpracování:
Pardubický	Pardubice	15.7.2023
S-kód:	Stupeň dokumentace:	Část:
S 6 2 1 7 0 0 0 8 9	P D P S	D 1 4 2 X
Objekt:	Podobjekt:	Příloha:
P S 6 1 0 4 3 2	X X	2 0 0 1
Revize:		
0 0 0		

0	1	2	3	4	5	6	7	8	9
---	---	---	---	---	---	---	---	---	---

Obsah

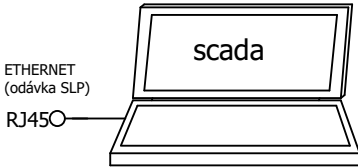
Sloupec X: Automaticky generovaná stránka byla dodatečně ručně upravena F06_001

[illegible]

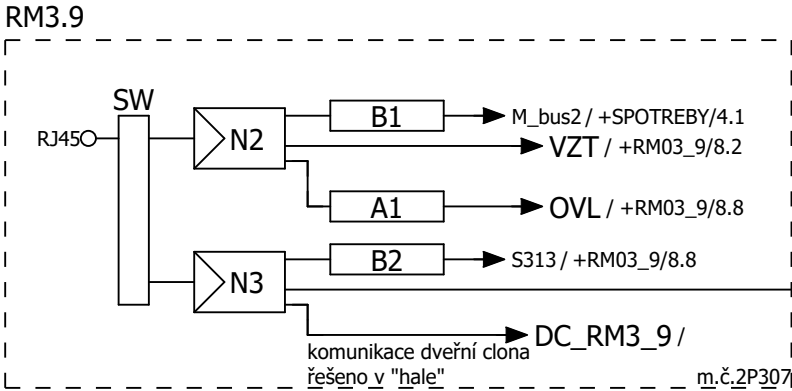
			Datum	07.01.2023	Nádraží Pardubice východní křídlo	Domat Control System s.r.o.	Regulační schémata		=		=	RS	
			Zprac..	Leinweberová			=	10-22-002	+	OBS			
			Zkontr.				=	Pro: Stránka 1					
Změna	Datum	Název					Obsah	SUDOP EU a.s. Stránek 9					

stávající grafická centrála
(instalovaná v 1.etapě)

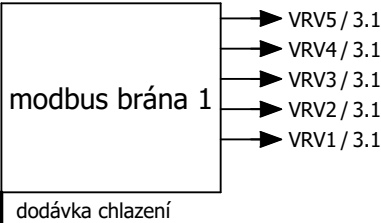
VELIN



3.NP

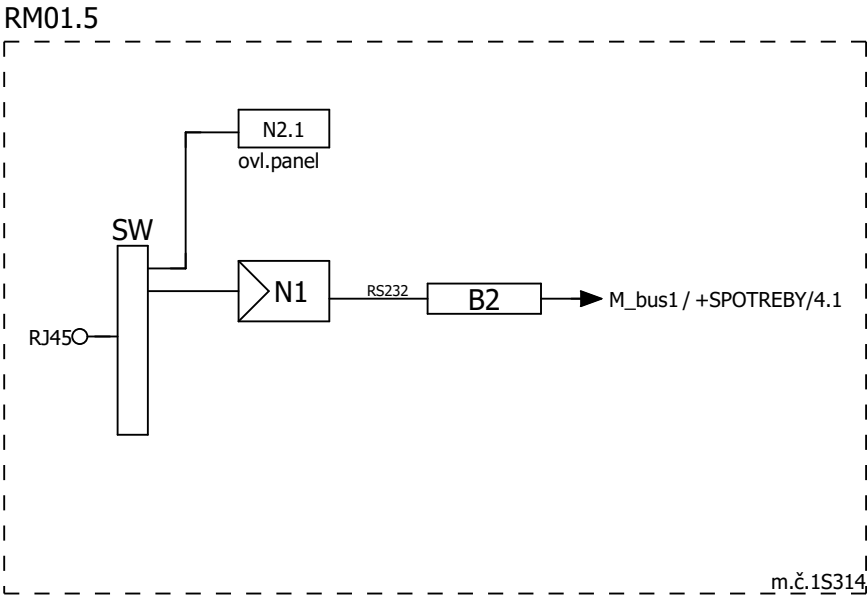


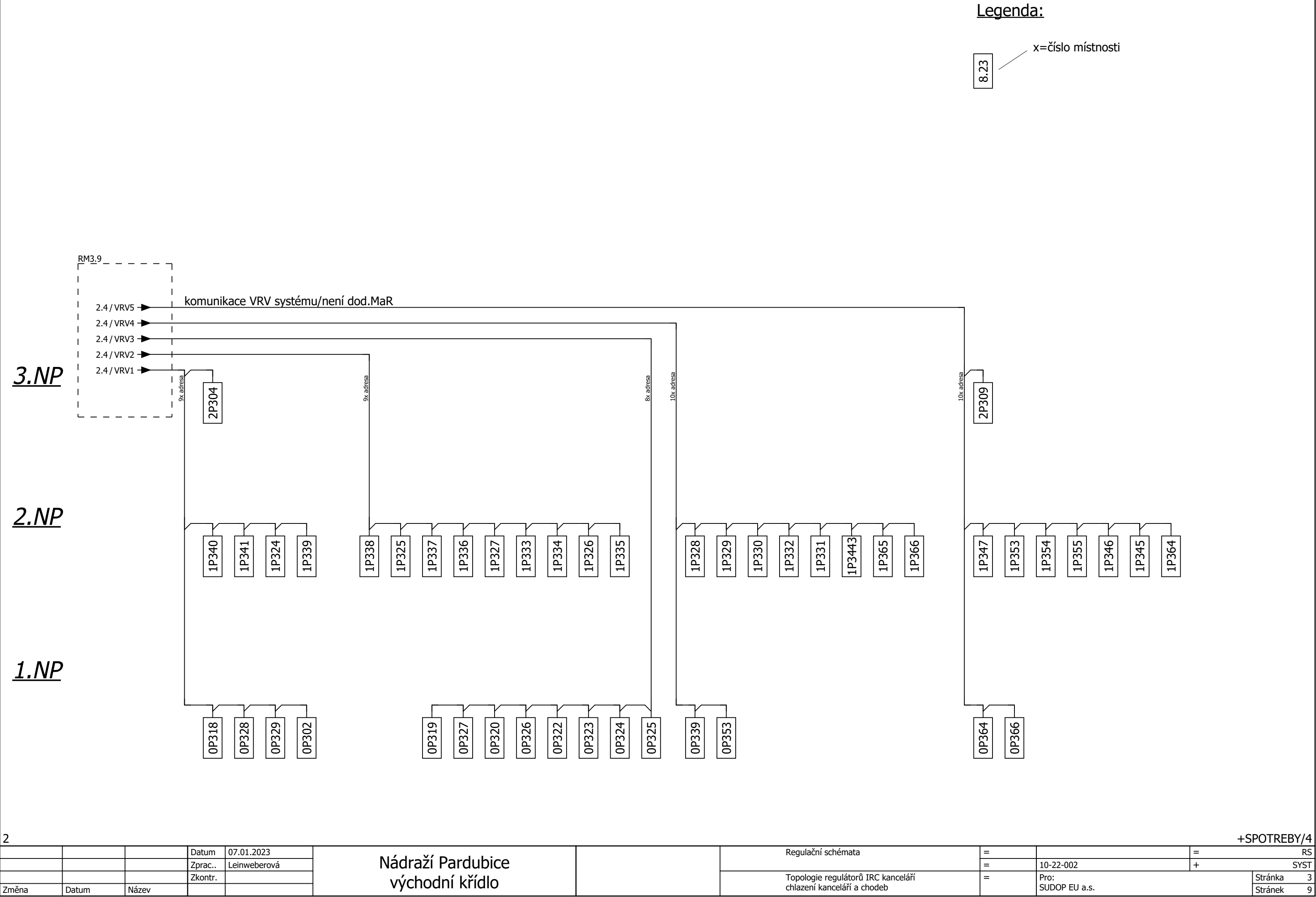
dodávka MaR



dodávka chlazení

1.PP

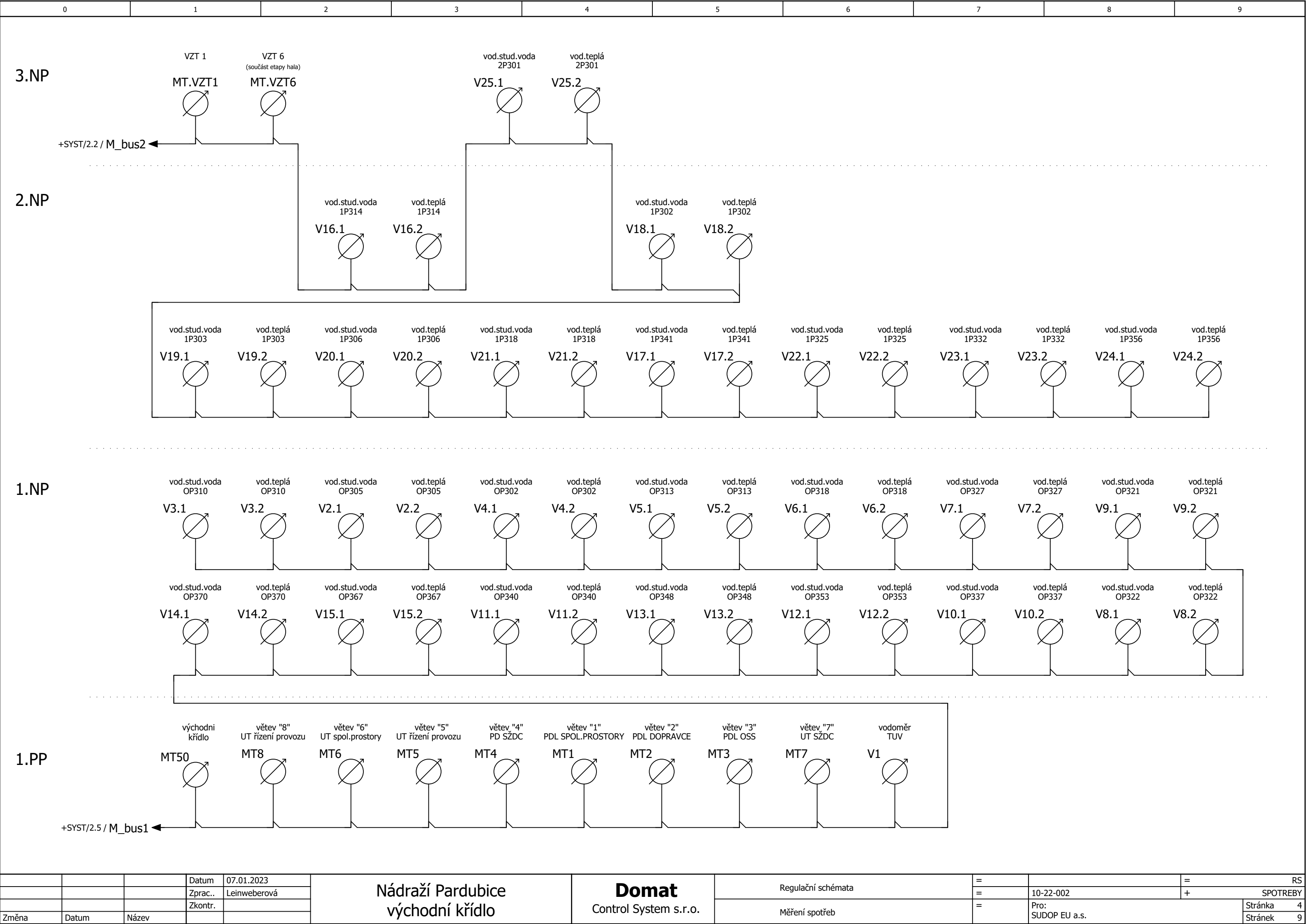




2

+SPOTREBY/4

			Datum	07.01.2023	Nádraží Pardubice východní křídlo		Regulační schémata	=		=	RS	
			Zprac..	Leinweberová					=	10-22-002	+	SYST
			Zkontr.									
Změna	Datum	Název							Topologie regulátorů IRC kanceláří chlazení kanceláří a chodeb	=	Pro: SUDOP EU a.s.	Stránka Stránek

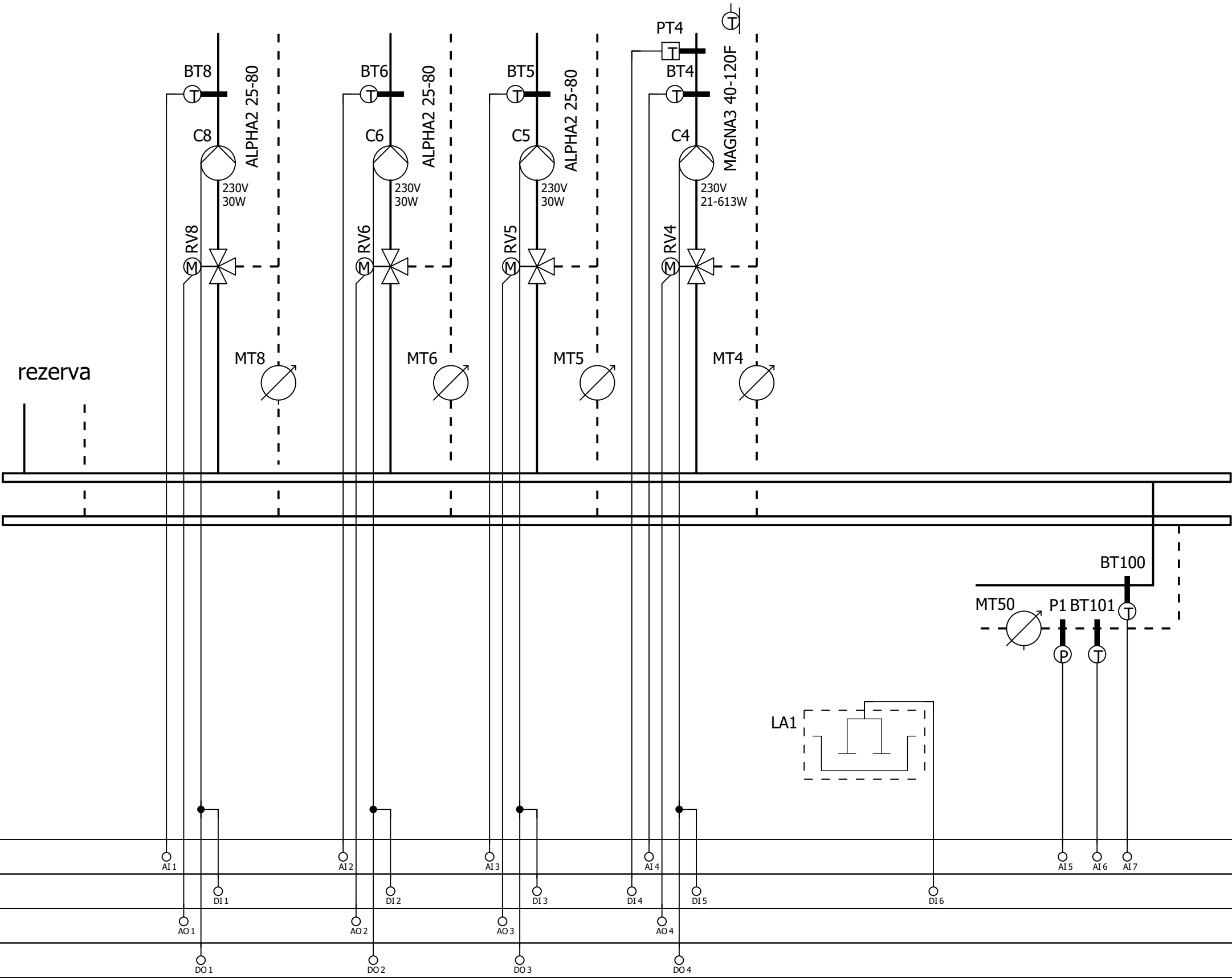


			Datum	07.01.2023	Nádraží Pardubice východní křídlo	Domat Control System s.r.o.	Regulační schémata	=		=	RS	
			Zprac..	Leinweberová				=	10-22-002	+	SPOTREBY	
			Zkontr.					=	Pro:	Stránka 4		
Změna	Datum	Název						=	SUDOP EU a.s.	Stránek 9		

ROZDĚLOVAČ/SBĚRAČ R4B+S4B

větev "8" větev "6" větev "5" větev "4"

UT řízení provozu UT spol.prostory UT řízení provozu PD SŽDC
IR0P365



A1_AI	AI 1	AI 2	AI 3	AI 4	AI 5	AI 6	AI 7
A1_DI	DI 1	DI 2	DI 3	DI 4	DI 5	DI 6	
A1_AO	AO 1	AO 2	AO 3	AO 4			
A1_DO	DO 1	DO 2	DO 3	DO 4			

ROZDĚLOVAČ/SBĚRAČ R4A+S4A

větev "9"

VZT

větev "1"

PDL SPOL.PROSTORY

IR0P353

větev "2"

PDL DOPRAVCE

IR0P325

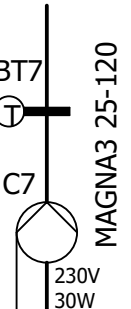
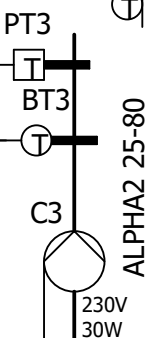
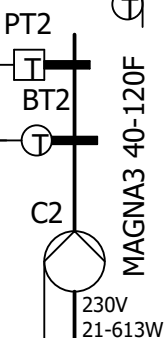
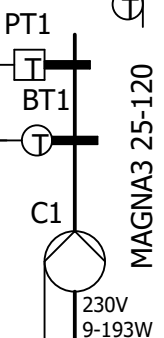
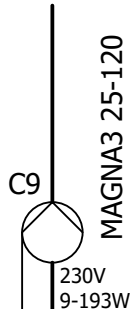
větev "3"

PDL OSS

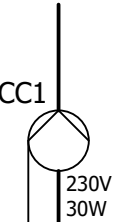
IR0P328

větev "7"

UT SŽDC



cirkulace TUV ve východním křídle
příprava TUV - centrální



A1_AI

A1_DI

A1_AO

A1_DO

AI 9

AI 10

AI 11

AI 12

DI 7

DI 9

DI 11

DI 13

AO 6

AO 7

AO 8

AO 9

DO 5

DO 6

DO 7

























DO 8

DO 9

























DI 15

DO 10

































Osazení analogových vstupů

A1_AI	AI 1		/5.2	-BT8	Teplota ÚT
	AI 2		/5.3	-BT6	Teplota ÚT
	AI 3		/5.4	-BT5	Teplota ÚT
	AI 4		/5.4	-BT4	Teplota ÚT
	AI 5		/5.7	-P1	Tlak zpátečka
	AI 6		/5.7	-BT101	Teplota zpátečka
	AI 7		/5.7	-BT100	Teplota přívod
	AI 8				
	AI 9		/6.1	-BT1	Teplota ÚT
	AI 10		/6.2	-BT2	Teplota ÚT
	AI 11		/6.3	-BT3	Teplota ÚT
	AI 12		/6.4	-BT7	Teplota ÚT
	AI 13				
	AI 14				
	AI 15				
	AI 16				
	AI 17				
	AI 18				
	AI 19				
	AI 20				
	AI 21				
	AI 22				
	AI 23				
	AI 24				

































Osazení analogových výstupů

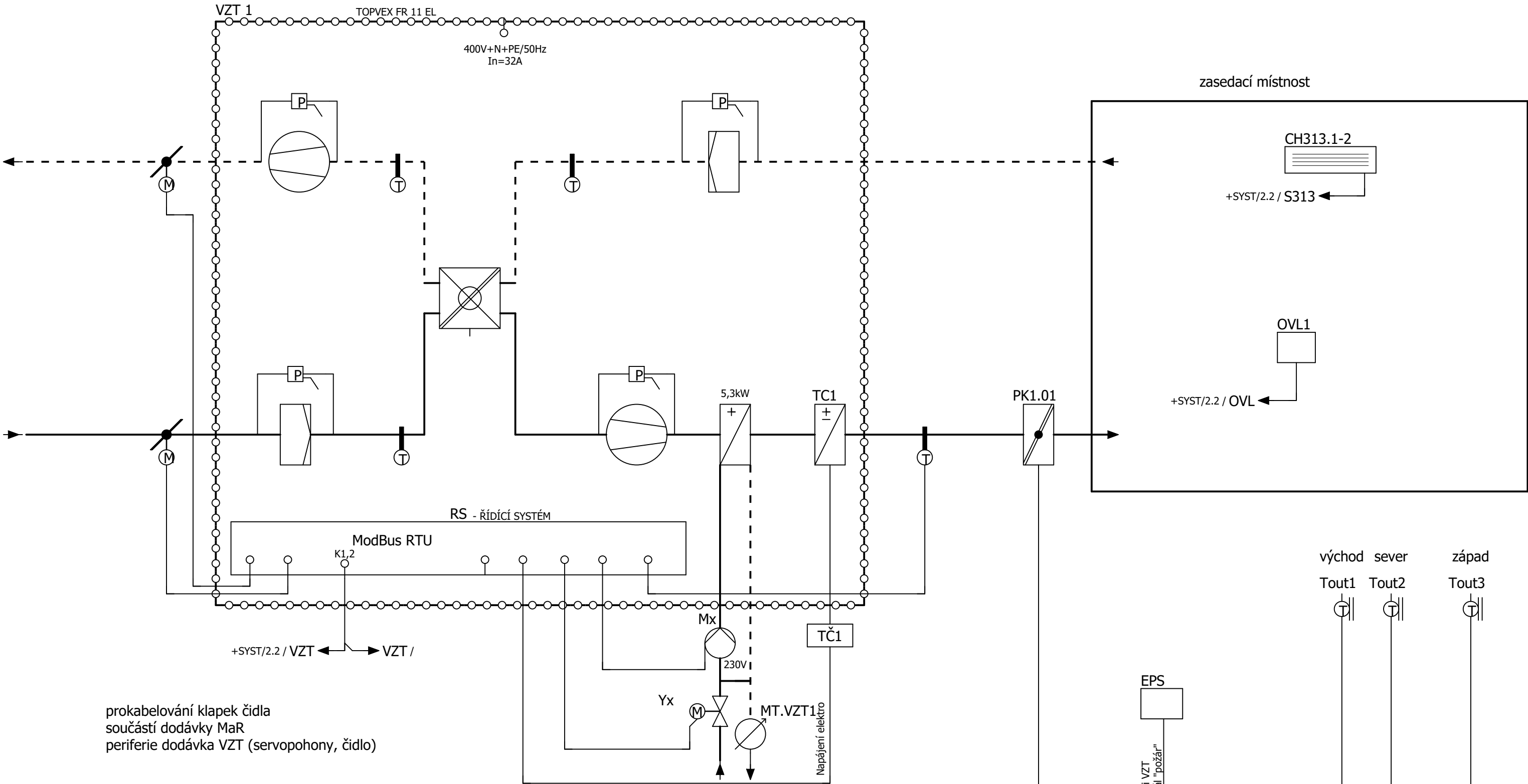
A1_AO	AO 1		/5.2	-RV8	Ventil ÚT
	AO 2		/5.3	-RV6	Ventil ÚT
	AO 3		/5.4	-RV5	Ventil ÚT
	AO 4		/5.5	-RV4	Ventil ÚT
	AO 5				
	AO 6		/6.1	-RV1	Ventil ÚT
	AO 7		/6.2	-RV2	Ventil ÚT
	AO 8		/6.3	-RV3	Ventil ÚT
	AO 9		/6.4	-RV7	Ventil ÚT
	AO 10				
	AO 11				
	AO 12				
	AO 13				
	AO 14				
	AO 15				
	AO 16				
	AO 17				
	AO 18				
	AO 19				
	AO 20				
	AO 21				
	AO 22				
	AO 23				
	AO 24				

Osazení digitálních vstupů

A1_DI	DI 1		/5.2	-C8	Chod
	DI 2		/5.3	-C6	Chod
	DI 3		/5.4	-C5	Chod
	DI 4		/5.4	-PT4	Přetopení větve
	DI 5		/5.5	-C4	Chod
	DI 6		/5.6	-LA1	Zaplavení
	DI 7		/6.1	-PT1	Přetopení větve
	DI 8		/6.1	-C9	Chod
	DI 9		/6.2	-PT2	Přetopení větve
	DI 10		/6.2	-C1	Chod
	DI 11		/6.3	-PT3	Přetopení větve
	DI 12		/6.3	-C2	Chod
	DI 13		/6.3	-C3	Chod
	DI 14		/6.4	-C7	Chod
	DI 15		/6.8	-CC1	Chod
	DI 16				
	DI 17				
	DI 18				
	DI 19				
	DI 20				
	DI 21				
	DI 22				
	DI 23				
	DI 24				
	DI 25				
	DI 26				
	DI 27				
	DI 28				
	DI 29				
	DI 30				
	DI 31				
	DI 32				

Osazení digitálních výstupů

A1_DO	DO 1		/5.2	-C8	Čerpadlo
	DO 2		/5.3	-C6	Čerpadlo
	DO 3		/5.4	-C5	Čerpadlo
	DO 4		/5.5	-C4	Čerpadlo
	DO 5		/6.1	-C9	Čerpadlo
	DO 6		/6.2	-C1	Čerpadlo
	DO 7		/6.2	-C2	Čerpadlo
	DO 8		/6.3	-C3	Čerpadlo
	DO 9		/6.4	-C7	Čerpadlo
	DO 10		/6.8	-CC1	Čerpadlo
	DO 11				
	DO 12				
	DO 13				
	DO 14				
	DO 15				
	DO 16				
	DO 17				
	DO 18				
	DO 19				
	DO 20				
	DO 21				
	DO 22				
	DO 23				
	DO 24				
	DO 25				
	DO 26				
	DO 27				
	DO 28				
	DO 29				
	DO 30				
	DO 31				
	DO 32				



A1_AI	
A1_DI	
A1_AO	
A1_DO	

Osazení analogových vstupů

A1_AI

AI 1	○—/8.8	-Tout1	Venkovní teplota
AI 2	○—/8.8	-Tout2	Venkovní teplota
AI 3	○—/8.9	-Tout3	Venkovní teplota
AI 4	○—		
AI 5	○—		
AI 6	○—		
AI 7	○—		
AI 8	○—		
AI 9	○—		
AI 10	○—		
AI 11	○—		
AI 12	○—		
AI 13	○—		
AI 14	○—		
AI 15	○—		
AI 16	○—		
AI 17	○—		
AI 18	○—		
AI 19	○—		
AI 20	○—		
AI 21	○—		
AI 22	○—		
AI 23	○—		
AI 24	○—		

Osazení analogových výstupů

A1_AO

AO 1	○—
AO 2	○—
AO 3	○—
AO 4	○—
AO 5	○—
AO 6	○—
AO 7	○—
AO 8	○—
AO 9	○—
AO 10	○—
AO 11	○—
AO 12	○—
AO 13	○—
AO 14	○—
AO 15	○—
AO 16	○—
AO 17	○—
AO 18	○—
AO 19	○—
AO 20	○—
AO 21	○—
AO 22	○—
AO 23	○—
AO 24	○—

Osazení digitálních vstupů

A1_DI

DI 1	○—/8.6	-PK1.01	Signalizace PK
DI 2	○—/8.7	-EPS	Signál z EPS "požár"
DI 3	○—		
DI 4	○—		
DI 5	○—		
DI 6	○—		
DI 7	○—		
DI 8	○—		
DI 9	○—		
DI 10	○—		
DI 11	○—		
DI 12	○—		
DI 13	○—		
DI 14	○—		
DI 15	○—		
DI 16	○—		
DI 17	○—		
DI 18	○—		
DI 19	○—		
DI 20	○—		
DI 21	○—		
DI 22	○—		
DI 23	○—		
DI 24	○—		
DI 25	○—		
DI 26	○—		
DI 27	○—		
DI 28	○—		
DI 29	○—		
DI 30	○—		
DI 31	○—		
DI 32	○—		

Osazení digitálních výstupů

A1_DO

DO 1	○—
DO 2	○—
DO 3	○—
DO 4	○—
DO 5	○—
DO 6	○—
DO 7	○—
DO 8	○—
DO 9	○—
DO 10	○—
DO 11	○—
DO 12	○—
DO 13	○—
DO 14	○—
DO 15	○—
DO 16	○—
DO 17	○—
DO 18	○—
DO 19	○—
DO 20	○—
DO 21	○—
DO 22	○—
DO 23	○—
DO 24	○—
DO 25	○—
DO 26	○—
DO 27	○—
DO 28	○—
DO 29	○—
DO 30	○—
DO 31	○—
DO 32	○—